



# 2008-2009 GMT Quarterly Report for District (or Undistricted) **District 19 I**



GMT: **BUSTER D HALL**

Location: **Multiple**

GMT CA: **1 & 2**

## CLUBS

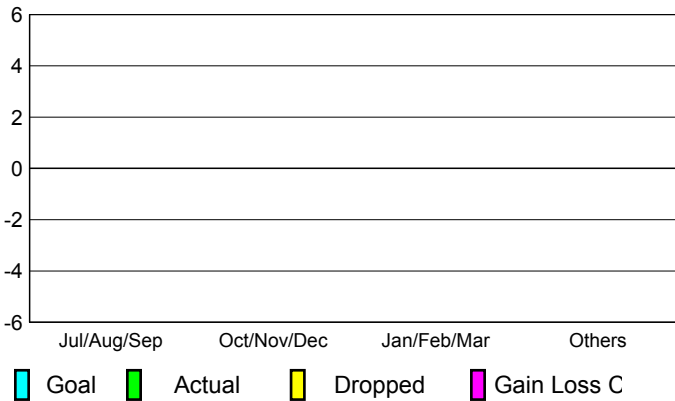
**Club Results**  
2008-2009

**Clubs**  
2007-2008

Month	New Club Goal	Actual New Clubs	Actual Dropped Clubs	Gain/Loss of Clubs	Gain/Loss of Clubs
Jul/Aug/Sep	0	0	0	0	0
Oct/Nov/Dec	0	0	0	0	0
Jan/Feb/Mar	0	0	0	0	0
Apr/May/June	0	0	0	0	0
<b>Totals</b>	<b>0</b>	<b>0</b>	<b>0</b>	<b>0</b>	<b>0</b>


### Club Results 2008-2009

Goal, New, Dropped, Gain/Loss



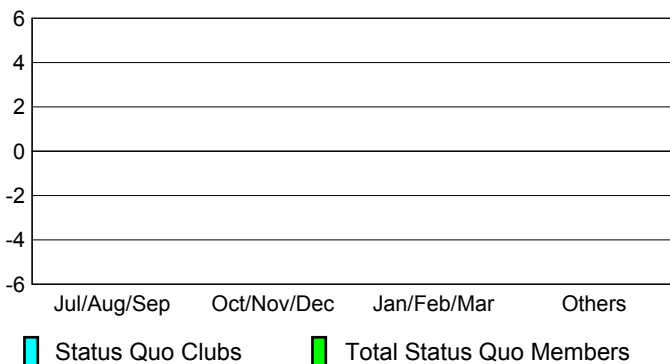
### Comparison of Club Gain/Loss

Current Year Compared to the Previous Year



### YTD Status Quo Clubs 2008-2009

Status Quo Clubs Compared to Status Quo Members



## MEMBERSHIP

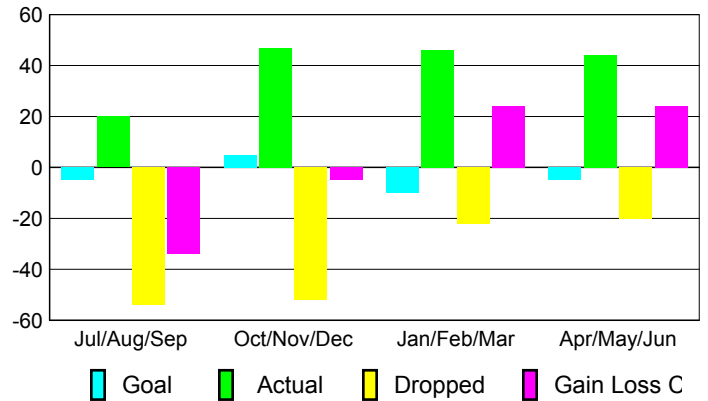
**Membership Results**  
2008-2009

**Membership**  
2007-2008

Month	Net Memb Goal	Actual New Memb	Actual Dropped Memb	Gain/Loss of Memb	Gain/Loss of Memb
Jul/Aug/Sep	-5	20	-54	-34	-42
Oct/Nov/Dec	5	47	-52	-5	-12
Jan/Feb/Mar	-10	46	-22	24	-11
Apr/May/June	-5	44	-20	24	23
<b>Totals</b>	<b>-15</b>	<b>157</b>	<b>-148</b>	<b>9</b>	<b>-42</b>

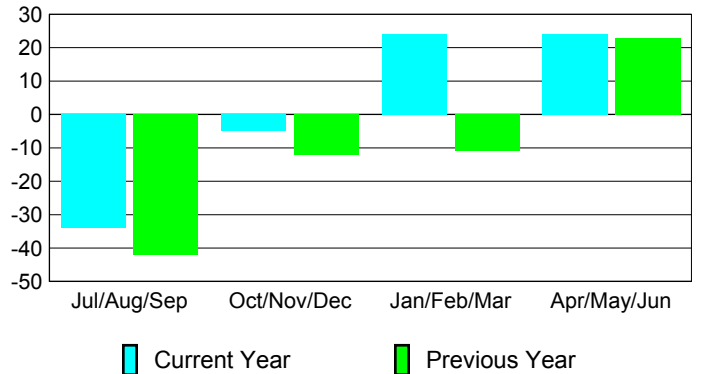
### Membership Results 2008-2009

Goal, New, Dropped, Gain/Loss

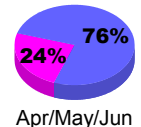
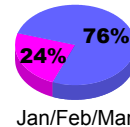
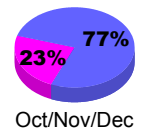
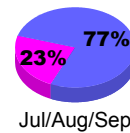


### Comparison of Membership Gain/Loss

Current Year Compared to the Previous Year



### Gender Comparison 2008-2009



Male

Female